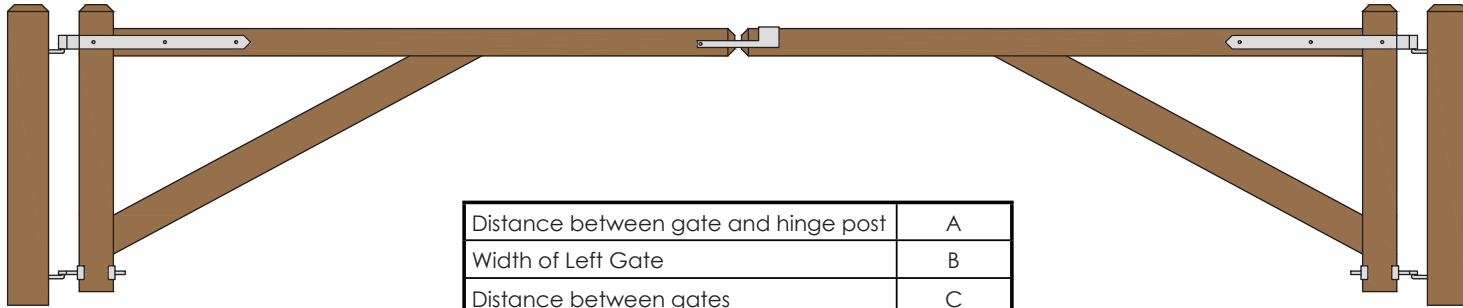




WELDON BARRIER GATE PLAN

Double Gate Configuration - Straight Support Design

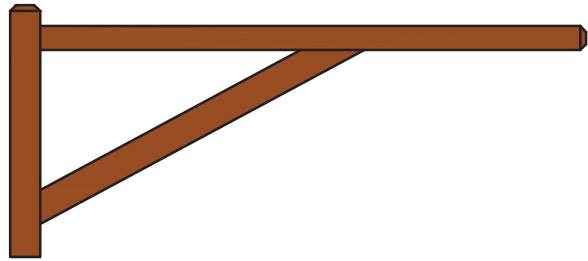
Two 8' wide by 44" tall gate - hung between the posts - using Central Eye Hinges (Product Code #8312).



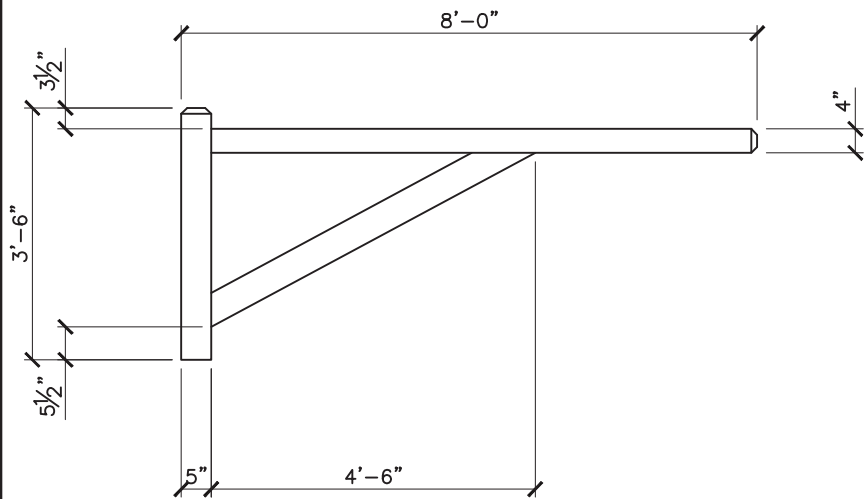
Distance between gate and hinge post	A
Width of Left Gate	B
Distance between gates	C
Width of Right Gate	D
Distance between gate and hinge post	E
Total distance between posts	F

HARDWARE REQUIRED								
Finish Options Available	Galvanized Finish	Black Powder Coat over Galvanized Finish		Central Eye Hinge Advantages Opens both ways 100 degrees. Incredible amount of adjustment. Easy operation. Very strong.				
Plan Specified Required Hardware								
Both Sets Include: <i>(All fasteners are included with hardware)</i>	2 of 8312-S242	2 of 8312-S24P					Dimensions (feet and inches) A B C D E F	
	two 24 inch double strap (8312-542 or 8312-54SP) two adjustable bottom gate fitting (8250-002 or 8250-00P) four 12" adjustable gate pin (8801-122 or 8801-12P)							
Central Latch Option								
Throw Over Gate Loop(shown)	4200-032	4200-03SP		4.5"	8'	1" 8' 4.5" 16' - 10"		
Optional Gate Holdback						A means of keeping gates open		
	4270-122	4270-12SP						
Lumber Required								
Posts	2 of 8' x 6" x 6" (usually dressed out at 5.5" x 5.5")							
Rails	6 of 8' x 1" x 5.5"							
Stiles	4 of 8' x 1" x 5.5"							
Diagonals	2 of 8' x 1" x 5.5" (straight support design) or 4 of 8' x 1" x 5.5" (curved support design)							
Filler Blocks	use off cuts from above							
Fasteners Required for Gate Construction								
2 of FP-WeldonBarr. - Fastener Pack for Weldon Barrier Gate Build (Includes 40 of 1.75" wood screws, 2 of 3/8" dowel rod and 9 of 3.5" HDG carriage bolts, nuts and washers)								

Download includes this materials list, component cutting and layout sheet.
 For a complete listing of our Free Gate Plans, please visit snugcottagehardware.com



10' 'X' RAIL GATE



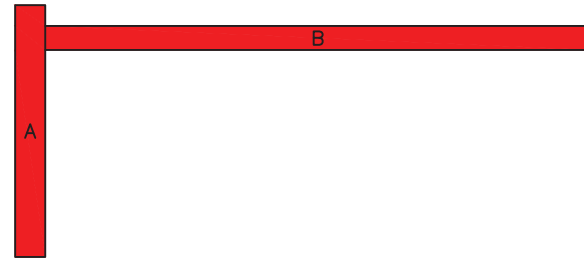
GATE DIMENSIONS

PROPERTY OF:

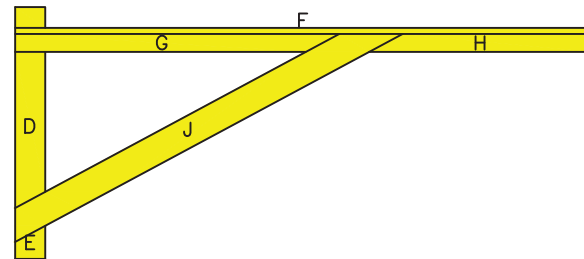


PRODUCT DESCRIPTION:

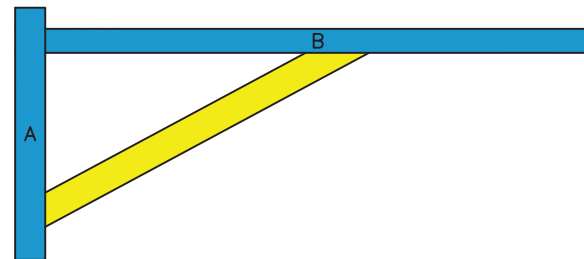
8' WELDON BARRIER GATE
 STRAIGHT SUPPORT DESIGN
 ALL DIMENSIONS $\pm 0.125"$



FIRST LAYER

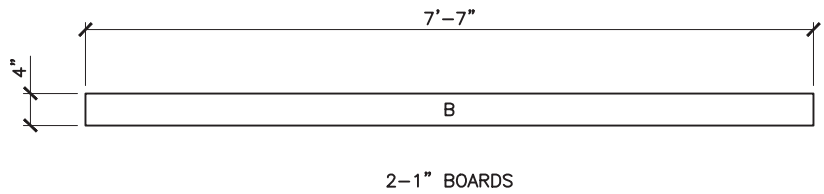
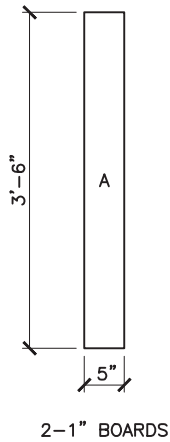


SECOND LAYER

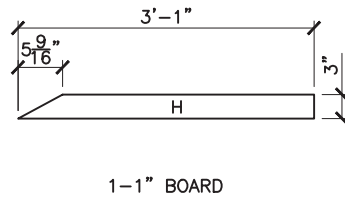
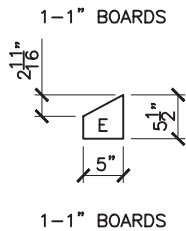
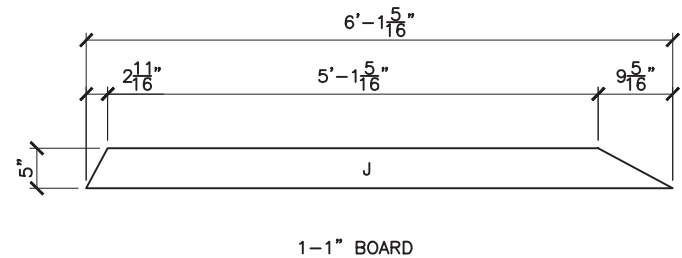
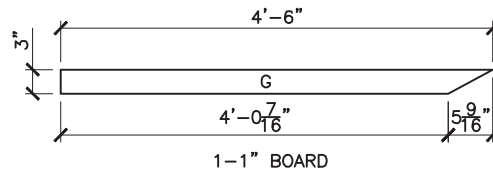
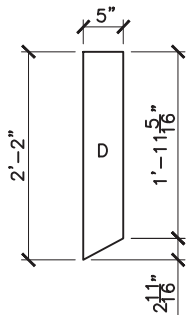
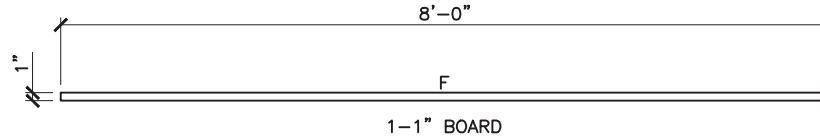
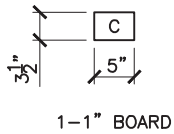


THIRD LAYER

BUILDING STEPS



FIRST AND THIRD LAYER COMPONENTS



SECOND LAYER COMPONENTS

PROPERTY OF:



PRODUCT DESCRIPTION:

8' WELDON BARRIER GATE STRAIGHT SUPPORT DESIGN COMPONENTS

ALL DIMENSIONS ±0.125"