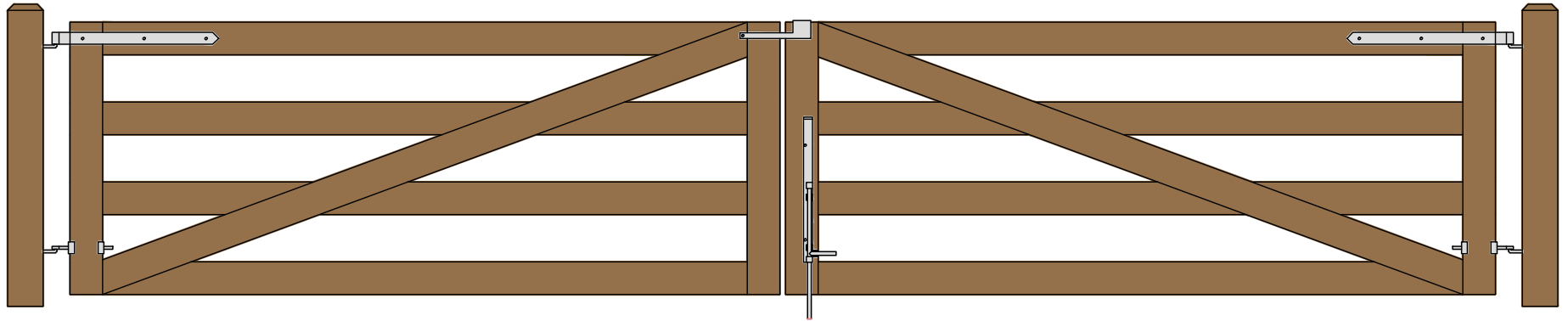


# DOUBLE MAINE BOARD RAIL GATE (TWO 10 FOOT WIDE 46" HIGH GATES) CENTRAL EYE HINGES (Product Codes #8312) GATE HUNG BETWEEN POSTS



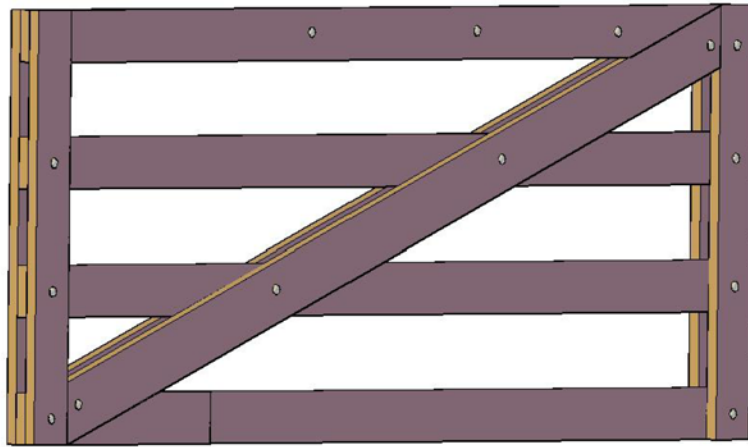
Distance between gate and hinge post	A
Width of Left Gate	B
Distance between gates	C
Width of Right Gate	D
Distance between gate and hinge post	E
Total distance between posts	F

Hardware Required																		
	Galvanized Finish	Black Powder Coat over Galvanized Finish	Central Eye Hinge Advantages															
Hinge Sets	2 of 8312-S242	2 of 8312-S24P					Opens both ways 100 degrees Incredible amount of adjustment Easy operation Very strong											
fasteners included with hardware	Two Sets Includes																	
	two 24 inch double strap (8312-542 or 8312-54SP) two adjustable bottom gate fitting (8250-002 or 8250-00P) four 12" adjustable gate pin (8800-122 or 8800-12P)																	
Cane Bolt (Vertical)	1 or 2 of 5000-242*	1 or 2 of 5000-24SP*	Dimensions (feet and inches) <table border="1" style="width: 100%; border-collapse: collapse; text-align: center;"> <tr> <td>A</td> <td>B</td> <td>C</td> <td>D</td> <td>E</td> <td>F</td> </tr> <tr> <td>4.5"</td> <td>10'</td> <td>1"</td> <td>10'</td> <td>4.5"</td> <td>20' 10"</td> </tr> </table>				A	B	C	D	E	F	4.5"	10'	1"	10'	4.5"	20' 10"
A	B	C					D	E	F									
4.5"	10'	1"	10'	4.5"	20' 10"													
Central Latch Options																		
Throw Over Gate Loop	4200-032	4200-03SP	4.5"	10'	1"	10'	4.5"	20' 10"										
Cane Bolt and Keep	5000-122 plus 5000-002	5000-12SP plus 5000-00SP	4.5"	10'	1"	10'	4.5"	20' 10"										
Lumber Required																		
Posts	2 of 8' x 6" x 6" (usually dressed out at 5.5" x 5.5")																	
	Rails, Stiles (uprights) and Diagonals made from full 1" thick by 5.5" wide lumber (commonly stocked decking material or rough cut lumber)																	
Rails	12 of 10' x 1" x 5.5"																	
Stiles	4 of 8' x 1" x 5.5"																	
Diagonals	4 of 10' x 1" x 5.5"																	
Fasteners Required																		
Approximately 100 of 1.75" x #8 wood screws (stainless preferred)																		
28 of 3.5" x 3/8" carriage bolts (hot dipped galvanized or stainless steel), nuts, and washers																		
*One 24" Cane Bolt (5000-242 or 5000-24SP) is required for central stability. Two are needed if you require a means of keeping the gates open.																		

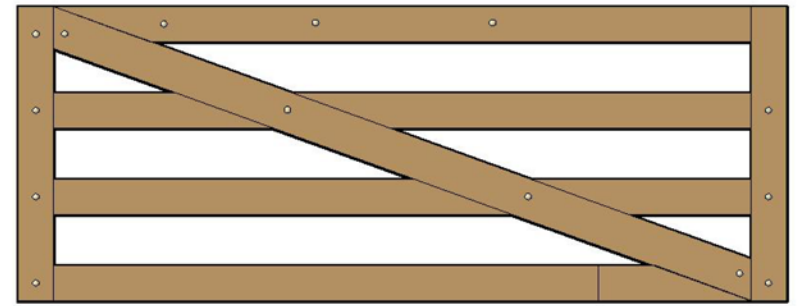
### Hoover Fence Company

Download includes this materials list, component cutting and layout sheet, tips on installing gate posts, and detailed instructions.

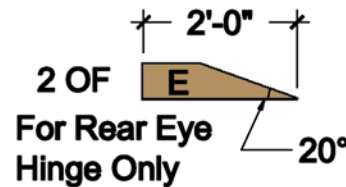
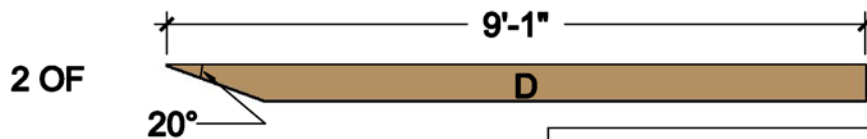
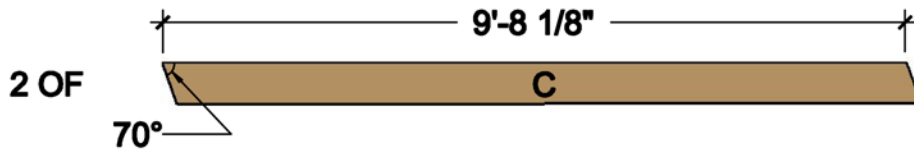
For a complete listing of our free gate plans and gate layouts visit [hooverfence.com](http://hooverfence.com).



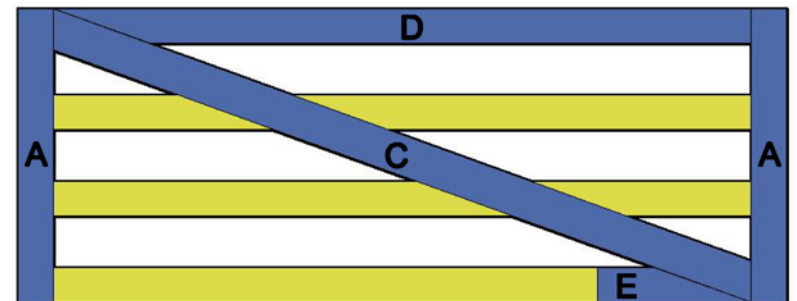
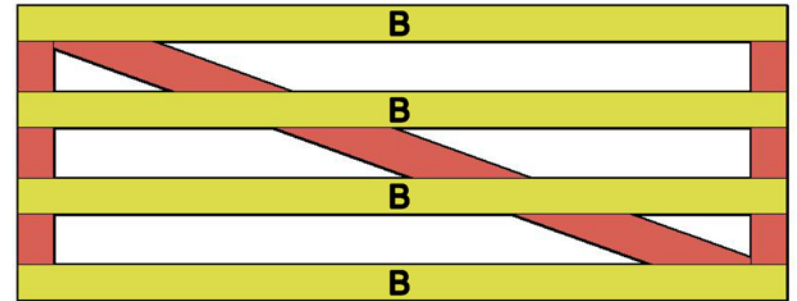
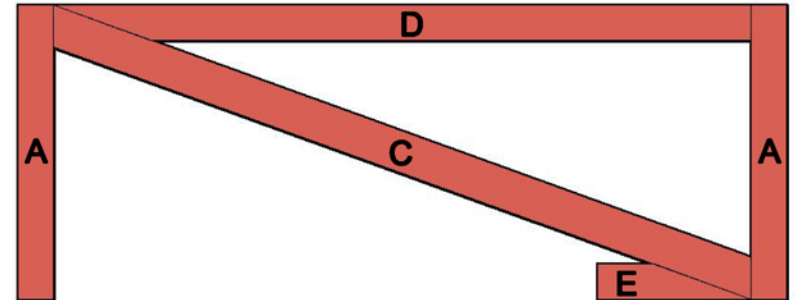
FLAT FRONTAL VIEW



**COMPONENTS** (FULL 1" THICK x 5-1/2" WIDE)



THREE LAYERS



**Hoover Fence Company**  
10' Maine Board Gate